



The “cleaning & hygiene”  
action plan for gyms,  
swimming pools and  
wellness centers

**allegriini.**

HO.RE.CA. & FACILITIES



## CORONAVIRUS ON SURFACES, THE PRODUCTS TO COUNTER THEM

According to an analysis of 22 studies by researchers from the University Medicine Greifswald, Germany, and published in the “Journal of Hospital Infection”, human Coronaviruses, including severe acute respiratory syndrome (SARS), the respiratory syndrome of the Middle East (MERS) and endemic human Coronaviruses (HCoV), can remain infectious on surfaces - such as metal, glass or plastic - at room temperature for up to 9 days.

However, environmental conditions can significantly affect the ability of Coronaviruses to

resist on surfaces, so it is difficult to accurately estimate and predict their durability.

Certainly, viruses belonging to the Coronavirus family can be counteracted by cleaning and hygiene procedures with bleach/ethyl alcohol/hydrogen peroxide -based detergents.

Since no product can yet be tested on COVID-19 (SARS-CoV-2) as it is a new Coronavirus, specific and targeted actions are currently not available, but it is possible to contain the risk of contagion and prevent its spread, strengthening surfaces hygiene measures.

## INDICATIONS OF THE WHO

Cleaning helps to remove pathogens or significantly reduce their load on contaminated surfaces and is an essential first step in any disinfection process. Cleaning with water, soap (or a neutral detergent) and some form of mechanical action (brushing or scrubbing) removes and reduces dirt, debris and other organic matter such as blood, secretions and excretions, but does not kill microorganisms.

Organic matter can impede direct contact of a disinfectant to a surface and inactivate the germicidal properties or mode of action of several disinfectants. In addition to the methodology used, the disinfectant concentration and contact time are also critical for

effective surface disinfection. Therefore, a chemical disinfectant, such as chlorine or alcohol, should be applied after cleaning to kill any remaining microorganisms.

Disinfectant solutions must be prepared and used according to the manufacturer’s recommendations for volume and contact time. Concentrations with inadequate dilution during preparation (too high or too low) may reduce their effectiveness.

Enough disinfectant solution should be applied to allow surfaces to remain wet and untouched long enough for the disinfectant to inactivate pathogens, as recommended by the manufacturer<sup>1</sup>.

<sup>1</sup> World Health Organization, *Cleaning and disinfection of environmental surfaces in the context of COVID-19 - Interim guidance*, 15 May 2020.

## INDICATIONS OF THE ITALIAN MINISTRY OF HEALTH

According to what reported by the Italian Ministry of Health in the circular DGPRES 001764422 of 22.05.2020 related to the prevention of COVID-19, hand washing and social distancing constitute the premise of a correct prevention.

The Italian Ministry of Health also reports several times that **regular cleaning**, periodically followed by suitable hygiene procedures of surfaces and internal environments, plays a **crucial role** in the **prevention and containment of the spread of the virus**.

After a careful evaluation of the context in order to implement suitable, targeted and effective hygiene measures, the Italian Ministry of Health indicates three fixed points for the containment of the spread of the SARS-CoV-2 virus:

1. **Carefully clean surfaces, objects, etc. with water and neutral detergents;**
2. **Hygienize with authorized detergents with hygienizing and virucidal action;**

3. Always **ensure** an adequate **rate of ventilation and air exchange**.


As regards the fabrics, the Italian Ministry of Health indicates that washing with hot water (70°C-90°C) and normal laundry detergent is sufficient or, alternatively, washing at low temperature with bleach or other hygiene products for laundry.

Finally, the **hygiene procedures attributable to ozone, active chlorine generated in-situ, hydrogen peroxide** applied by vaporization/aerosolization are not to be considered at the same level of hygiene interventions, but as already indicated

above they just are a “*complex of procedures and operations designed to make certain environments healthy by cleaning and controlling and improving air quality*”. They can therefore be integrated with hygiene activities to complete and optimize the cleaning and hygiene procedures\*.

*\*any reference to law or regulations listed below refer to the Italian reality. Check what is in force for your country.*

## THE “CLEANING & HYGIENE” ACTION PLAN BY ALLEGRINI



There are many surfaces, objects and places that can be easily contaminated.

Allegrini offers a **selection of detergents with hygienizing effect widely tested**, suitable for any activity in the Ho.Re.Ca. & Facilities sector.

The products are recommended in order to face the phase 2 and subsequent to the Covid-19 emergency as they are **fundamental tools for applying the hygiene protocol** which for Allegrini takes the name of a real “cleaning & hygiene” action plan.

That's not all: in the plan, correct methods of use and adequate procedures are provided to ensure effectiveness in terms of results and allow to improve the quality of work, optimize time and consumption and operate safely, also respecting the environment.

This is possible thanks to dilution systems, specific equipment such as atomizers or nebulizers and essential accessories.

For example, thanks to the FM5 dilution system and a water connection, it is possible to obtain 130 bottles of 750 ml of ready-to-use product starting from a box of concentrated product (4 cans of 5 kg).



The empty bottles, supplied together with the appropriate pumps, can be reused several times, being labeled with the name of the product and the color code that identifies it.

The advantages are numerous: among these, the reduction of packaging involves less transport and therefore less environmental pollution. In addition, the costs of using the product are reduced by up to 40% compared to those of ready-to-use products.




## CHECKLIST FOR IMPLEMENTATION OF THE “CLEANING & HYGIENE” ACTION PLAN

- For-Oxy Ready
- FM 10 Vetri
- Gemini Pronto
- Gemini Cleaner
- DS WC Pino
- FM 41 Anticalcare
- DS Fos
- LAV Line
- super concentrated LAV Line
- Five Super Sanitizzante
- Saniquat Casa
- Super Texal
- Primagel Plus
- FM5 dilution system
- Automatic dispenser (for Primagel Plus)
- Dispenser stand (for Primagel Plus)
- Disposable gloves
- Blue microfiber cloth
- Disposable non-woven cloth
- Blue ultra microfiber cloth
- Red microfiber cloth
- Red sponge with delicate abrasive pad
- Mop
- Atomizer



Before using the products, it is recommended to carefully read the relevant technical and safety sheets.



## LOCKERS, BENCHES, EQUIPMENT AND SURFACES IN GENERAL




### FOR-OXY READY

Use For-Oxy Ready and a blue microfiber cloth or a disposable non-woven cloth. Spray on the cloth first, then wipe the surface. Contains 10.000 parts per million of hydrogen peroxide.



#### Expert Advice

Removing dirt and dust with multi-purpose products is not enough to ensure the hygiene of these objects and surfaces which should instead be treated with a specific product as they are considered vehicles of cross contamination.



## WINDOWS, MIRRORS AND CRYSTALS




### FM 10 VETRI

Use FM 10 Vetri (to be taken from the FM5 dilution system). Spray directly onto translucent surfaces and wipe with a blue ultra microfiber cloth for glass. Does not leave any trace.



#### Expert Advice

Translucent surfaces like windows, mirrors and crystals require a detergent that evaporates quickly without leaving marks.



## SANITARY FITTINGS, SHOWER CUBICLES AND BATHROOM SURFACES WITH CERAMIC OR MARBLE TILES



### GEMINI PRONTO OR GEMINI CLEANER


Use Gemini Pronto (ready to use) or Gemini Cleaner (to be taken from the FM5 dilution system). Spray directly on surfaces, leave to act, wipe with red sponge with delicate abrasive pad and finish with red microfiber cloth. Gemini Pronto contains 16.000 parts per million chlorine (the high concentration of the active ingredient ensures its effectiveness even when used on already wet surfaces). Gemini Cleaner, diluted to 3%, contains 1050 ppm.



#### Expert Advice

In bathrooms, detergents with gentle descaling properties, quick and easy for daily use, are used to prevent damage to marble or limestone parts.

Detergents with the same functionality but greater reliability in terms of the final result: Gemini Pronto ensures cleanliness and sanitation on surfaces at high risk of bacterial load and cross contamination.



## LIMESCALE DEPOSITS



### DS WC PINO - FM 41 ANTICALCARE - DS FOS

**For drains and limescale marks:** pour DS WC Pino directly into the toilet bowl, leave to act and then flush.

**On-off:** spray FM 41 Anticalcare (to be taken from the FM5 dilution system) and wipe with red sponge with delicate abrasive pad. Finish with red microfiber cloth.


**For more tenacious deposits** (special descaling procedure): pour DS Fos and wipe with red sponge with delicate abrasive pad. Wear gloves before cleaning.



#### Expert Advice

Citric acid-based with a pleasant scent of red fruits, FM 41 Anticalcare is suitable for **dissolving limescale deposits that create a thick layer, in which germs and bacteria can be deposited.**

Instead, DS Fos is suitable for special descaling, often due to the disuse of toilets and bathroom surfaces. It does not ruin the chrome plating of taps and is capable of dissolving layers of limescale that have accumulated over time, thanks to its phosphoric acid-based formulation.



## FLAT LINEN




### FIVE SUPER SANITIZZANTE

**In the washing machine:** add Five Super Sanitizzante to the detergents of the LAV line or super concentrated LAV line. Dose 2 ml per each kg of dry laundry. Diluted at 0.6% in water at a temperature of 70°C, Five Super Sanitizzante performs a virucidal activity (test EN 14476). By dosing it at 2.5%, it is already active at 20°C.



#### Expert Advice

Five Super Sanitizzante is effective at temperatures between 60°C and 70°C, on all types of microorganisms, even at cold. Ideal as bleachener at low temperatures. It reduces energy costs and prolongs the life of fabrics. Environmentally friendly, it is easily biodegradable.



## FLOORS



### SANIQUAT CASA - GEMINI CLEANER

**For routine cleaning and hygiene:** use Saniquat Casa, diluted to 5% in water (to be taken from the FM5 dilution system), and a mop or microfiber cloth. The product is suitable for all types of floors. Pine scent.

**For cleaning and hygiene:** use Gemini Cleaner, diluted to 3% in water (to be taken from the FM5 dilution system), and a mop or microfiber cloth for each room. The product leaves a light hygiene clean scent.



#### Expert Advice

Thanks to its formulation based on quaternary ammonium salt, Saniquat Casa is suitable for the daily cleaning and hygiene of floors, the most contaminated surfaces. Recommended in the health sector to treat low-risk communal areas. **Gemini Cleaner** is a detergent with hygienizing effect and **owes its name to the Policlinico Gemelli University Hospital in Rome, for which the product was formulated** in accordance with the guidelines provided by the hospital. Lump sum use ensures the effective removal of contaminants on floors that are kept under control through daily use of Saniquat Casa. **Recommended for the health sector to treat high-risk areas such as operating theatres. It is recommended to change one cloth** and after use wash it in a washing machine at 90°C with Super Texal detergent with hygienizing effect, without adding bleach.

## ENVIRONMENT HYGIENE



### FIVE SUPER SANITIZZANTE

Using an atomizer, dispense Five Super Sanitizzante diluted at 2.5%, taking care to cover the entire environment area.

The product contains peracetic acid and 0.5% hydrogen peroxide, so it is suitable for the prevention from COVID-19.



#### Expert Advice

Five Super Sanitizzante is indicated for all environments and is not toxic to humans or the environment.

## HANDS OF STAFF AND GUESTS



### PRIMAGEL PLUS

Use Primagel Plus, dosing it on the palm of the hand. Rub the product vigorously for at least 15 seconds on all parts of the hand: palm, back, between the fingers and nails.

The product is available in different formats:

- 50 ml as a courtesy item for guests
- 500 ml combined with wall bracket if needed
- 1 L / 5 L to top it up in dispensers placed on automatic dispenser stands (non-touch).

The wall brackets and dispenser stands can be positioned in the most frequented areas: lobbies, communal areas, corridors, shared bathrooms. Primagel Plus contains v/v 71,5% ethylic alcohol.









#### Expert Advice

Primagel Plus is a hand wash hygiene gel. Given that the new coronavirus (SARS-CoV-2) belongs to the same family as SARS-Coronavirus (SARS-CoV), it is recommended to use Primagel Plus to **reduce the risk of contagion of the virus.**










# IN SUMMARY: THE ALLEGRINI “CLEANING & HYGIENE” ACTION PLAN

## Daily cleaning

WHERE	WHAT	HOW	HOW MUCH
	<b>01</b> <b>For-Oxy Ready</b> ready to use	<b>01</b> blue microfiber cloth disposable non-woven cloth	<b>01</b> 3 minute contact time on every surface
	<b>02</b> <b>FM 10 Vetri</b> to be taken from the FM5 dilution system	<b>02</b> blue ultra microfiber cloth for glass	<b>02</b> a few seconds of contact
	<b>03</b> <b>Gemini Pronto</b> ready to use <b>Gemini Cleaner</b> to be taken from the FM5 dilution system	<b>03</b> red sponge with delicate abrasive pad red microfiber cloth	<b>03</b> 1 minute contact time on every surface
	<b>04</b> <b>DS WC Pino</b> ready to use <b>FM 41 Anticalcare</b> to be taken from the FM5 dilution system <b>DS Fos</b> ready to use	<b>04</b> gloves red sponge with delicate abrasive pad red microfiber cloth	<b>04</b> depends on the type of deposit: DS WC Pino - for drainig and limestone streaks FM 41 Anticalcare - on-off DS Fos - extraordinary descaling
	<b>05</b> <b>Saniquat Casa</b> to be diluted in water or taken from the dilution system	<b>05</b> mop microfiber cloth	<b>05</b> 5 minute contact time
	<b>06</b> <b>Primagel Plus</b> ready to use	<b>06</b> may provide for wall bracket or stand with automatic dispenser	<b>06</b> for at least 15 seconds, several times a day, daily

## Deep cleaning

WHERE	WHAT	HOW	HOW MUCH
	<b>01</b> <b>For-Oxy Ready</b> ready to use	<b>01</b> blue microfiber cloth disposable non-woven cloth	<b>01</b> 3 minute contact time on every surface
	<b>02</b> <b>FM 10 Vetri</b> to be taken from the FM5 dilution system	<b>02</b> blue ultra microfiber cloth for glass	<b>02</b> a few seconds of contact
	<b>03</b> <b>Gemini Pronto</b> ready to use <b>Gemini Cleaner</b> to be taken from the FM5 dilution system	<b>03</b> red sponge with delicate abrasive pad red microfiber cloth	<b>03</b> 1 minute contact time on every surface
	<b>04</b> <b>DS WC Pino</b> ready to use <b>FM 41 Anticalcare</b> to be taken from the FM5 dilution system <b>DS Fos</b> ready to use	<b>04</b> gloves red sponge with delicate abrasive pad red microfiber cloth	<b>04</b> depends on the type of deposit: DS WC Pino - for drainig and limestone streaks FM 41 Anticalcare - on-off DS Fos - extraordinary descaling
	<b>05</b> <b>Gemini Cleaner</b> to be taken from the FM5 dilution system	<b>05</b> mop microfiber cloth	<b>05</b> 1 minute contact time
	<b>06</b> <b>Five Super Sanitizzante</b> to be deluted at 2,5%	<b>06</b> atomizer	<b>06</b> until the entire room space is covered
	<b>07</b> <b>Primagel Plus</b> ready to use	<b>07</b> may provide for wall bracket or stand with automatic dispenser	<b>07</b> for at least 15 seconds, several times a day, daily





Vicolo Salvo D'Acquisto, 2 • 24050 Grassobbio (BG) Italy • T +39 035 4242111  
[www.allegrini.com](http://www.allegrini.com)